

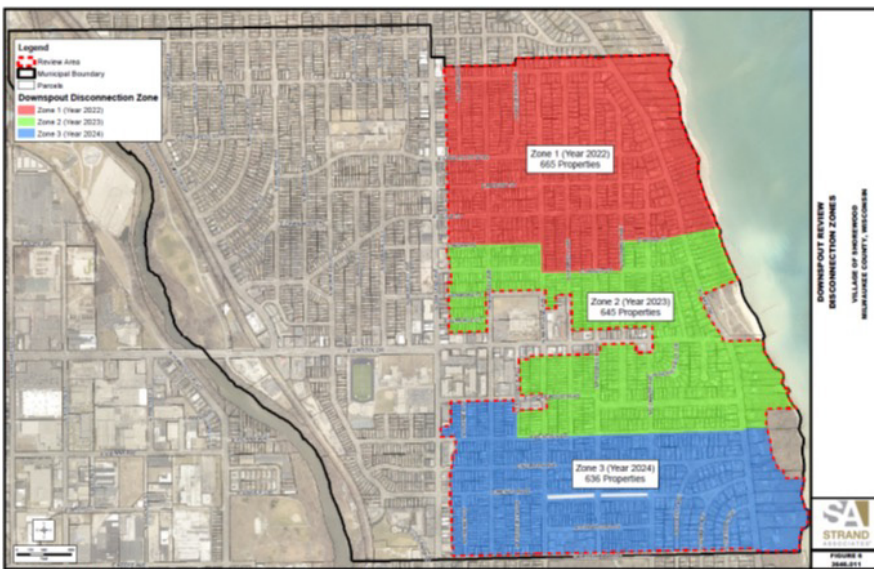


DISCONNECT TO PROTECT SHOREWOOD



Help us protect our waterways!

DO YOU OWN A HOME AND LIVE IN ZONES 1, 2 or 3 ON THIS MAP?



For more information please visit:

<http://villageofshorewood.org/DisconnectToProtect>

If you do and the downspouts from your roof are connected directly to the sewer, they may need to be disconnected according to a rule by the Milwaukee Metropolitan Sewerage District (MMSD).

Downspouts that connect to combined sewers, carry rainwater from your roof and waste water from your home's sinks and toilets to be treated.

The objective of the Disconnect to Protect program is to limit the amount of rainwater, or clear water that goes into combined sewers that flow to the MMSD's treatment plant.


WHY?

To Protect from Flooding, Basement Backups and Sewer Overflows

Older portions of Milwaukee and Shorewood contain combined sewers that carry both clear rain water and sanitary sewage to be treated by the Milwaukee Metropolitan Sewerage District's (MMSD) wastewater treatment plant. Rain collected by downspouts that are directly connected to the combined sewers adds additional clear water to the system and can overwhelm the MMSD's treatment plant which may lead to street flooding, basement sewage backups, and combined sewer overflows (CSOs) directly into our neighboring waterways.

WHO IS REQUIRED TO DISCONNECT?

The MMSD's rule applies to residential properties of four units or less in the combined sewer service area. Disconnected flow must be placed 5 feet away from the foundation that slopes away from the house and not flow on to your neighbor's property or onto sidewalks or driveways. However, if disconnecting a downspout causes an unsafe or damaging scenario a variance from this rule may be granted. A property assessment by the Village's engineer will determine if a disconnection or a variance is needed. The Village Plumbing Inspector will verify all disconnections upon completion.



WHAT DO I DO?

Understand the Downspout Disconnection Program

Learn about the program through our website www.villageofshorewood.org/disconnecttoprotect, view our other resources or call the Department of Public Works at 414-847-2650. **PLEASE DO NOT DISCONNECT ANY DOWNSPOUTS BEFORE AN INSPECTION!**

Review the Results of Your Site Evaluation

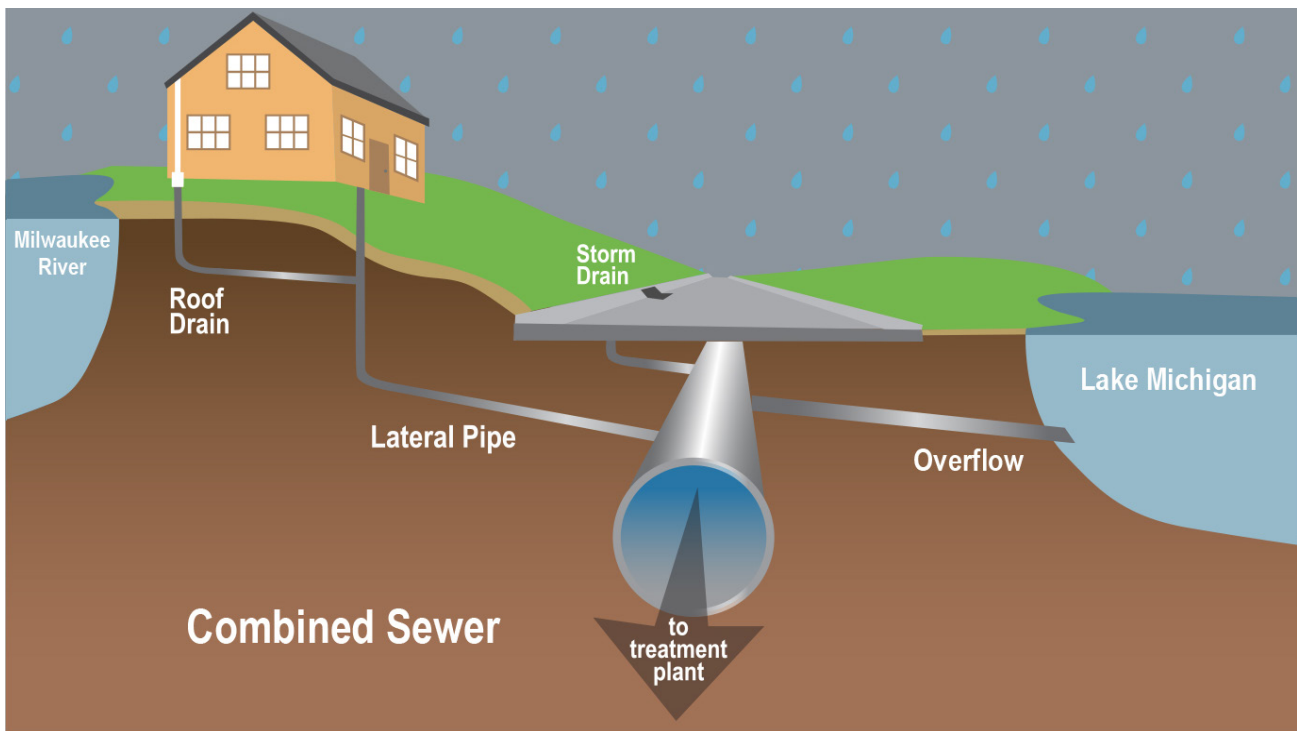
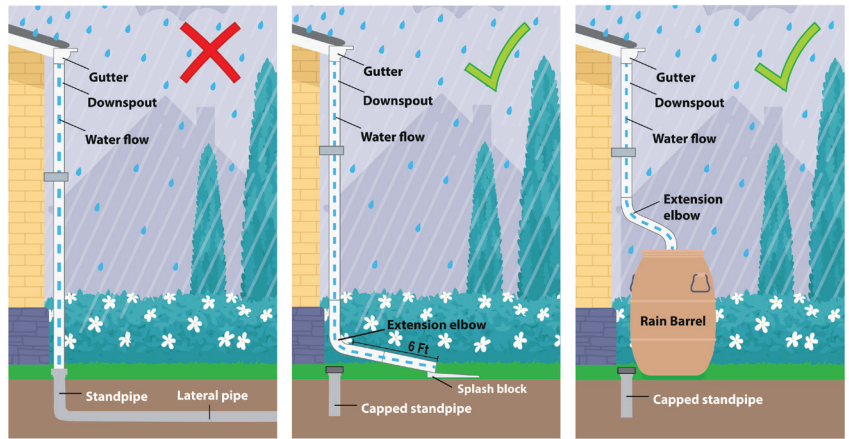
In the months following your site evaluation, a letter will be forwarded which either identifies downspouts that require disconnection or provides notice of a variance from the Code requirement stating that disconnection is not needed. If disconnection is required, the action must be completed within one year.

Disconnect your Downspout(s) if Required

Many disconnections can be performed by a "handy" homeowner. Please view our Resource page for additional information and the [Green List of Vendors](#) on the Fresh Coast Guardians website. You can find a vendor that can assist with disconnection or help design and/or install green infrastructures like a rain barrels, rain garden or native plantings. Most plumbers or home contractors can also perform a disconnection. Please note that installing a rain barrel **does not** replace a required disconnection. A rain barrel may be used, however, the disconnection and capping still must occur.

Schedule your Post-Disconnection Inspection!

If you were required to disconnect one or more downspouts, please follow the instructions on your disconnection notice to schedule your inspection. Penalty fees may apply if this step is not completed.



For more information visit the Disconnect to Protect website @: <http://villageofshorewood.org/DisconnectToProtect>, or call the Department of Public Works at 414-847-2650.



**HELP PROTECT YOUR
MILWAUKEE RIVER AND LAKE MICHIGAN!**

